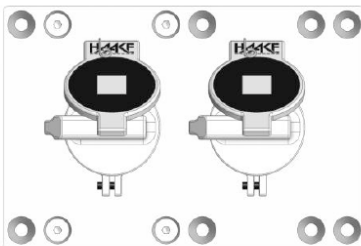


Intended use

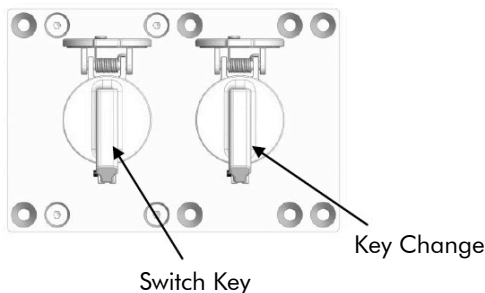
The Switching element with locking mechanism HST-S2 is used to switch off the power supply to the load circuits of machines or plants without shutoff delays, with rated currents up to 20A.

Other applications are prohibited.

Structure and function



Position 1:
All keys cannot be removed.



Position 0:
All keys can be removed one after the other.

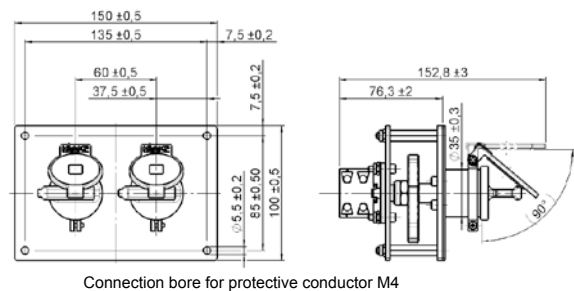
Ident.-No.	Contacts	Amperage
10225	1 NC / 1 NO	20 A
10226	2 NC / 2 NO	20 A
10227	4 NC	20 A

Figure shows HST-S2 Ident.-No.: 10225

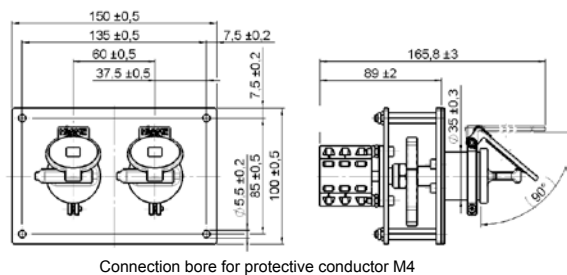
Technical Data

Environment:	Indoor / outdoor
Temperature range:	-25°C to + 40°C
Humidity	to 100% (standard climate)
Material	
Lock:	stainless steel
Mounting plate:	galvanised steel
Earthing plate:	galvanised steel
Housing:	powder-coated sheet steel
Ambient atmosphere:	industrial environments
Mounting position:	all positions
Mechanical service life:	
Lock:	280.000 actuations
Switch:	1.000.000 actuations
Service life:	15 years
B10d-values:	
Switch; rated operating current 16/20 A:	36.000 switching operations
Switch: for 24 V DC and 0,21 A:	1.000.000 (in conjunction with PNOZ X3)
Mean Time To Failure (MTTFd):	Application-dependant
Protection class:	IP 2x
Reference standard for rotary switch:	EN 60947-3

Dimensions Ident.-No: 10225



Dimensions Ident.-No: 10226 und 10227



Dimensional specifications in mm.



Haake Technik GmbH
Master Esch 72
48691 Vreden
GERMANY

info@haake-technik.com
www.haake-technik.com
T: + 49 2564 39650
F: + 49 2564 396590